



Orientation

Ensure that you have read about using the plan in the Program Guide.

Book summary

Read the following summary to the student.

When you're learning to play soccer, the coach tells you what to do. You need to train hard. Read this book to find out what happens at soccer practice.

Introduction

Foster interest and activate the student's background knowledge. Be concise – focus on motivating and involving the student. Encourage prediction by using the text and illustrations on the cover of the book. Discuss new vocabulary and remind the student to use the glossary (when applicable). Also remind the student to ask him/herself questions before, during and after the reading.

Find out if the student has ever played soccer and what he or she knows about it.

Who do you think would help a sports team to practice? Why is practicing important? Encourage the student to look through the book to see what the players do during practice and discuss why it would help them during the game.

Conferencing

Check how well the student reads

When you are conferencing, the student reads all or part of the book to you. Then:

- praise, pause, and prompt appropriately;
- check for accuracy (by counting mistakes) and fluency;
- check for understanding by using one or more of the following methods:
 - asking the comprehension questions provided and any others that seem necessary;
 - asking the student to retell the story in their own words;
 - asking questions about and discussing aspects of the story, such as the theme, plot, main ideas, sequence and characters;
 - encouraging the student to confirm the predictions they made during the orientation.

Decide what the student does next

Next recommend that the student:

- practices some more on the same book, with or without the audio;
- completes one of the activities provided that is related to the book;
- practices with another book from the same level; or
- is assessed for promotion to the next level.

Comprehension questions

1. How do you know Coach is talking to the players?
2. Why do you think they need to practice “as fast as we can”?
3. What sorts of instructions does Coach give?
4. Why does Coach ask the team to do different things?
5. What other skills would the players be learning at practice?

Answers to the Comprehension questions

1. There are quotation marks around the words he is saying.
2. It will improve their fitness. It will help them to win the game when they are playing their opponents.
3. He tells them to “run,” “kick the ball,” “juggle the ball,” “pass the ball,” “score a goal.”
4. Answers will vary but could include: to develop their skills.
5. Answers will vary but could include: teamwork, concentration, self-discipline.

Supporting English Language Learners

The following are suggestions for optional lessons to take with your English language learners. See the overview chart in the Program Guide for a summary of the text features of this book.

Purpose

Identifying verbs within a text

Introduce the concept and practice


Undertaking tasks that focus on specific grammatical features enhances the student's awareness of correct English usage.

When the student is familiar with the text, read it through together identifying the verbs. Pay particular attention to the verbs that describe what the children do with the ball: pass, kick, juggle, score. See if the student can suggest other verbs to describe what can be done with a soccer ball.

Ask the student to think of some other ball sports. Get the student to suggest different verbs that describe how the ball is used in those games, for example, basketball: dribble, bounce, dunk, shoot, throw.

As an extension of this activity, make connections between different sports that use the same verbs.





Name: Date:

Introduction: When you're learning to play soccer, the coach tells you what to do. You need to train hard. Read this book to find out what happens at soccer practice.

Errors
M S

At soccer practice, Coach tells us what to do. Coach says, "Run!" We _____ up and down the _____. We run as fast _____ we can. Coach says, "_____ the ball!" We kick _____ ball up and down _____ field. We kick the _____ as far as we _____. Coach says, "Juggle the _____!" We juggle the ball _____ our knees. "Keep the _____ in the air!" says _____. We keep the ball _____ the air for as _____ as we can. Coach _____, "Pass the ball!" We _____ the ball to the _____, and we pass the _____ to the right. We _____ the ball to each _____ as fast as we _____. Coach says, "Score a _____!" We all try to _____. We kick the ball toward _____ goal. "Good job!" says _____. "That was a great practice. See you at the game."

Accuracy Chart (Exact word replacement only)


Words Entered	Score	Level
More than 11 correct		Independent
10 or 11 correct		Instructional
Fewer than 10 correct		Frustration

Errors

M = Meaning (makes sense) _____ S = Syntax (sounds right) _____

Heard Seen Unseen

Comments:




At soccer practice,
Coach tells us what to do.
Coach says, “Run!”
We run up and down the field.

We run as fast as we can.
Coach says, “Kick the ball!”
We kick the ball up and down the field.

We kick the ball as far as we can.
Coach says, “Score a goal!”
We all try to score.

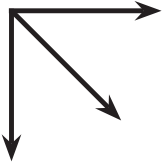
We kick the ball toward the goal.
“Good job!” says Coach.
“That was a great practice. See you at the game.”





Name: Date:

Words can be found in these directions:



The letter in each square can only be used in one word.


w	h	a	t	o	t	h	e	r
s	r	i	g	h	t	c	a	n
a	a	n	d	l	k	e	e	p
y	g	a	m	e	o	g	u	f
s	s	c	o	r	e	n	p	i
b	e	r	t	h	e	t	g	e
a	e	a	a	k	i	c	k	l
l	w	e	c	d	o	w	n	d
l	y	o	u	h	l	e	f	t

Words to find:

- and
- ball
- can
- down
- each
- field
- game
- keep
- kick
- left
- long
- other
- right
- says
- score
- the
- up
- we
- what
- you

Use the letters that are left to make the word that tells what Coach said about the soccer practice.






- ★ Spin the numbered spinner.
- ★ The highest number starts.
- ★ You need to spin the exact number to move onto the END square.

START You are at soccer practice.	1	2	3 Coach says, "Run!" Spin again. Go forward that number.
---	----------	----------	---

19	20 You juggle the ball on your knees. Name two numbers. If you spin one of them, go on to 23.	21	22		4
18	END Coach says, "Good job! That was a great practice. See you at the game."		23		5
17 You kick the ball as far as you can. Go back to 15.	30		24 You pass the ball to each other. Spin again. If you spin a 1 or a 5, go on to 27.		6
16	29 You try to score. Go back four spaces.		25		7 You run up and down the field. Spin again. Go back that number.
15	28	27	26 Coach says, "Score a goal." Miss a turn.		8 You run as fast as you can. Go forward four spaces.
14	13 You kick the ball up and down the field. Go on to 16.	12	11	10	9





Name: Date:

Choose another sport to write about and fill in the gaps.

..... Practice

At practice, Coach tells us what to do.

Coach says,

We
.....

Coach says,

We
.....

Coach says,

We
.....

Coach says,

We
.....

Coach says, !

Write on the back of this page if you need more space.



Write about the skills you need to practice and think of something nice for Coach to say at the end.

